

**LAUNCHED ON 2ND MAY 2024  
AT G5A MUMBAI**



# TABLE OF CONTENTS

---

**01**

**About Us**

**02**

**How to Read the Guide**

**03**

**What is the research?**

**04**

**Who is a Member of Parliament (MP)?**

**05**

**Delimitation: What is it?**

**06**

**Mumbai-South**

**07**

**Mumbai South-Central**

**08**

**Mumbai North**

**09**

**Mumbai North West**

**10**

**Mumbai North Central**

**11**

**Mumbai North East**

**12**

**Our Sources**



# ABOUT US

Mark Your Presence was founded on the idea that we can create more change in our country if we work together. We are a non-profit and non-partisan organisation. Our aim is to create a positive change by reaching out to the youth and every citizen of the country on relevant issues that we are negligent about. We have been registering and educating young voters since 2018 to strengthen Indian democracy



## What is this project?

This project is all about creating an election guide for the voters to analyze the choice of representatives that they can choose from eligible candidates. The guide will be a concise yet comprehensive guide to all 5 elections that have occurred in the last 25 years. The idea behind this guide is that to make sure that people can review, analyze and understand past performances so that they can vote rightly in the election.

Chaitanya Prabhu - the founder of our organization, Mark Your Presence, considers voting as an exam, and just like how we prepare ourselves with past year papers to excel in our examination, we similarly need to access past performances of our political leaders before we go out to vote. Therefore this initiative has been taken by him and his organization to provide the voters a medium to access the political leaders.



# HOW TO READ THE GUIDE

## **Introduction:**

We hope this guide takes you back to your school and college days, where referencing past performance was key to success. Just as you would prepare for exams by studying past year's papers, it's time to refer to past elections to make an informed choice for the future.

## **Overview:**

This guide is meticulously designed to help you analyse voter trends over the past five elections. By understanding who won, the top candidates, their parties, and their vote counts, you'll gain comprehensive insights into party and candidate performance over the years, empowering you to make informed decisions.

## **Structure:**

In this guide the best way to read it is to go through it page by page. We've provided a structured layout:

### **1. Parliamentary Constituencies:**

- Detailed analysis provided for each constituency.
- Includes a breakup of assembly constituencies and maps.

### **2. Candidate Performance:**

- Year-by-year breakdown of the top candidates.
- Highlights the top candidates from the 2019, 2014, 2009, 2004, and 1999 elections.



# HOW TO READ THE GUIDE

## **Additional Resources:**

- Links to all data are provided at the bottom of the page.
- Reference sheets with consolidated links at the beginning of the guide.

## **Conclusion:**

Refer to this guide to make an informed choice in the next election. Let's act as political analysts and select leaders based on their past performance to ensure a better future.



# WHAT IS THE VOTER GUIDE PROJECT ABOUT?

There are three different guides that have to be done, which will be a review of the past 25 years of elections. The idea of the guide is to make sure that the people make a careful choice in choosing their representatives; choosing most eligible candidates rather than voting for the party.

- **Parliamentary Elections Guide** - will cover the winner of the constituencies and their vote share. It will also dive deep into the assembly constituencies that are part of the Parliamentary constituencies. Lastly, will also cover the analysis of data throughout the years.
- **State Legislative Elections Guide** - will cover the winners of the state assembly constituencies and the vote share. It also dives deep into the various wards that are part of the constituencies. Again analysis will be covered.
- **Corporation Elections Guide** - will cover the winners of various wards within the corporation and will do a comparative analysis of the elections over time.

The guide should be a comprehensive, yet short analysis of various constituencies over 25 years. This is the MP guide





# WHO IS A MEMBER OF PARLIAMENT (MP)?

A Member of Parliament in the Lok Sabha represents a legislative constituency in the Lok Sabha, the lower house of the Indian Parliament. These Members are elected directly by the General Public based on General Elections which are conducted.

## **How are Members of Parliament to the Lok Sabha elected?**

These Members are elected by the people through direct elections based on universal adult franchise, where all people above the age of 18 and not otherwise ineligible have the right to cast a vote.

## **Constitution of the Lok Sabha**

The Constitution of India allows for a maximum of 550 members in the House, with 530 members representing the States and 20 representing the Union Territories. The leader of the majority party in the Lok Sabha is invited by the President to become the Prime Minister. The 530 seats for the States are divided based on their population as per the most recent census conducted. This means that the higher a State's population, the higher the number of seats it will hold in the Lok Sabha. Currently, there are 543 members of Parliament in the Lok Sabha.

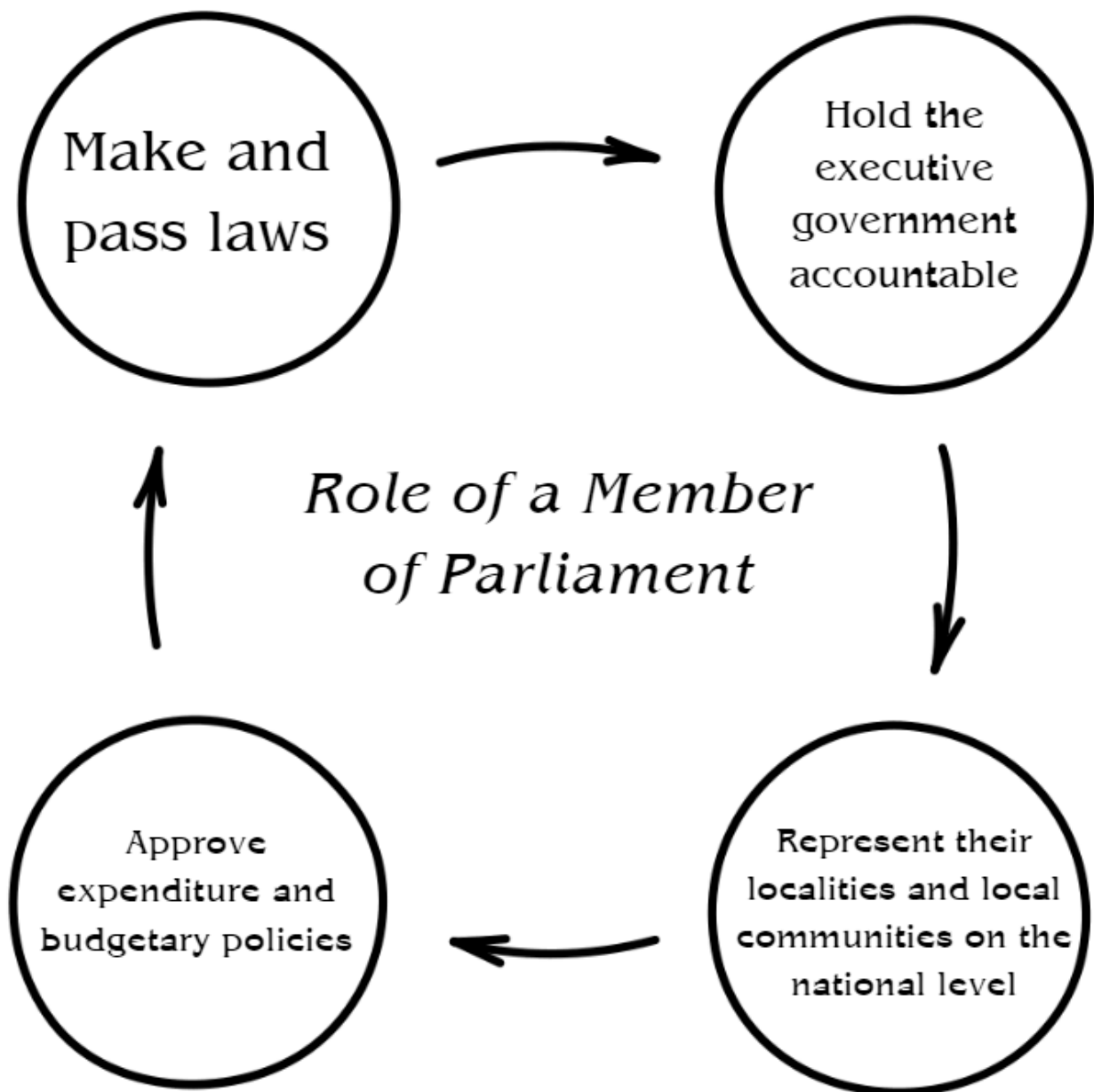
Source: Constitution of India



Previously, there was a provision which allowed the President to appoint 2 members from the anglo-indian community to the Lok Sabha if he felt that the community was not adequately represented. However, this was effectively abolished with the 104th Constitutional Amendment in 2020.

Source: [PRS | Parliament Track | About Parliament | The Indian Parliament \(archive.org\)](#)

# WHAT ARE THE RESPONSIBILITIES OF AN MP?



# HOW MUCH DOES YOUR MP EARN ?

## What are the earnings of an MP?

A Member of Parliament in India is entitled to a salary of INR 1 Lakh per month. Further, all travel and medical expenses are paid for, and they earn a pension of INR 25000 per month. After their death, the MP's family will continue to earn half the pension that the MP was entitled to.

Source: The Salary, Allowances and Pension of Members of Parliament Act, 1954



## Representation of Mumbai in the Lok Sabha

Out of the total 543 seats in the Lok Sabha, Maharashtra has been allocated a total of 48 seats. Further, Mumbai has 6 Members of Parliament, representing the 6 Parliamentary Constituencies of Mumbai:

- Mumbai North
- Mumbai North-West
- Mumbai North-East
- Mumbai North-Central
- Mumbai South
- Mumbai South-Central

# WHAT DOES MPLADS FUNDS STAND FOR ?

MPLADS stands for the Member of Parliament Local Area Development Scheme, which is administered by the Ministry of Statistics and Programme Implementation. Under the scheme, each MP has the choice to suggest to the District Collector works to the tune of Rs.5 Crores per annum to be undertaken in his/her constituency. A Rajya Sabha MP may also choose any constituency in his State, while a nominated MP may choose any constituency in the country.

The scheme aims to promote development through the creation of durable community assets. A State Nodal Agency oversees the implementation of this scheme in each State.

For the financial Year of 2022-23, Maharashtra received INR 264.5 CR in whole, with 3475 works being recommended by MPs. In total, Maharashtra has received almost INR 5037 Cr, the second highest behind Uttar Pradesh. The highest investment has been in RAILWAYS, ROADS, PATHWAYS AND BRIDGES; "OTHER PUBLIC FACILITIES"; and ELECTRICITY FACILITIES.





# DELIMITATION: What is it?



## **What is delimitation?**

Delimitation means the act or process of fixing limits or boundaries of territorial constituencies in a country or a province having a legislative body. The job of delimitation is assigned to a high-power body. Such a body is known as the Delimitation Commission or a Boundary Commission.

## **What is the delimitation commission?**

The Delimitation Commission in India is a high-power body whose orders have the force of law and cannot be called in question before any court. These orders come into force on a date to be specified by the President of India in this behalf. The copies of its orders are laid before the House of the People and the State Legislative Assembly concerned, but no modifications are permissible therein by them.



# DELIMITATION: What is it?

## **When did the last delimitation take place?**

The last delimitation commission was formed in 2002 after the 2001 census. It was led by Justice Kuldip Singh, a retired Supreme Court judge. After submitting its recommendations, there was some delay in implementing them. However, in January 2008, the Cabinet Committee on Political Affairs decided to go ahead with the changes proposed by the commission. President Pratibha Patil approved these recommendations in February 2008. This means that all future elections in the states covered by the commission will be held according to the new constituency boundaries.



## **How was Mumbai affected?**

Mumbai is a major metropolitan city, so its constituency boundaries would have been redrawn to account for population shifts and growth revealed by the 2001 Census data on which the 2008 exercise was based. Densely populated areas that saw higher population growth likely had their constituencies split or redrawn to have a more equal distribution of voters per constituency.

# DELIMITATION: What is it?

**Some of the notable changes are covered by the popular media outlet Economic Times as the following :**

1. **Mumbai North** will now be known as Malad constituency, comprising Borivali, Dahisar, Magathane, Kandivali (E), Charkop, and Malad (W) assembly segments.
2. **Mumbai North West** will be called Goregaon and include Andheri (W), Andheri (E), Jogeshwari, Dindoshi, Goregaon, and Versova assembly seats.
3. A part of **Mumbai North West** will be renamed Vandre, including Vile Parle, Chandivli, Kurla (SC), Vandre (E), Vandre (W), and Kalina assembly seats.
4. **Ghatkopar** constituency, formerly Mumbai North East, will cover Mulund, Vikhroli, Ghatkopar (W), Ghatkopar (E), Mankhurd, and Shivaji Nagar.
5. The newly created **Mahim** constituency will include Dharavi, Sion-Koliwada, Wadala, Mahim, Chembur, and Anushakti Nagar.
6. The **Mumbai South** constituency will be called Colaba and include Worli, Shivdi, Byculla, Malabar Hill, Umerkhadi, and Colaba.
7. **Opera House, Mumbadevi, Khetwadi, Nagpada, Chinchpokli, Mazgaon, Parel, Dadar, Naigaon,** and **Matunga** assembly constituencies will disappear.
8. One Legislative Assembly Constituency from Mumbai City district will be transferred to **Mumbai Suburban district.**

Please note - These changes are based on the 2001 census, with each assembly constituency having 3.25-3.5 lakh voters. However, the number of representatives from the state to the Lok Sabha (48) and in the assembly (288) will remain unchanged.

# DELIMITATION: What is it?

## When is the next delimitation?

As per the 84th Amendment Act, the delimitation was extended to 2026. The number of seats allocated is based on the population of the 1971 census. These numbers would be re-adjusted based on the first census after 2026. With the delay of the 2021 census due to the pandemic and the idleness of central government and the year 2026 closing in, there has been a debate about this impending exercise.

## Conclusion:

In conclusion, delimitation is the process of defining the boundaries of electoral constituencies, crucial for ensuring fair representation in democratic elections. The last delimitation in India took place in 2008, affecting major cities like Mumbai, where constituency boundaries were redrawn based on population shifts. The next delimitation is scheduled for after the 2026 census, emphasising the importance of periodically updating electoral boundaries to reflect demographic changes.



# MUMBAI-SOUTH

## Mumbai South Assemblies

182 - Worli

183 - Shivadi

184 - Byculla

185 - Malabar Hill

186 - Mumbadevi

187 - Colaba



2019

PARTY	CANDIDATE	VOTES
1. SHIV SENA	Arvind Sawant	4,21,937 (52.6% of total votes)
2. INC	Deora Milind Murli	3,21,870 (40.2% of all votes)
3. VBA	Dr Anil Kumar	30,348 (3.8% of all votes)
4. NOTA	NOTA	15,115 (1.9% of all votes)
5. BSP	Gautam Mistrilal	4,329 (0.5% of all votes)

# MUMBAI-SOUTH

## Mumbai South Assemblies

182 - Worli

183 - Shivadi

184 - Byculla

185 - Malabar Hill

186 - Mumbadevi

187 - Colaba

2014



PARTY	CANDIDATE	VOTES
1. SHIV SENA	Arvind Sawant	374,609 (48% of all votes)
2. INC	Deora Milind Murli	246,045 (31.6% of all votes)
3. MNS	Bala Nandgaonkar	84,773 (10.9% of all votes)
4. AAP	Meera Sanyal	40,298 (5.2% of all votes)
5. NOTA	NOTA	9573 (1.2% of all votes)

# MUMBAI-SOUTH

## Mumbai South Assemblies

182 - Worli

183 - Shivadi

184 - Byculla

185 - Malabar Hill

186 - Mumbadevi

187 - Colaba



2009

PARTY	CANDIDATE	VOTES
1. INC	Deora Milind Murli	2,72,411 (42.5% of total votes)
2. MAHARASHTRA NAVNIRMAN SENA	Bala Nandgaonkar	1,59,729 (24.9% of total votes)
3. SHIV SENA	Mohan Rawale	1,46,118 (22.8% of total votes)
4. BAHUJAN SAMAJ PARTY	Mohammad Ali Abubakar Shaikh	33,799 (5.3% of total votes)
5. INDEPENDENT PARTY	Meera H. Sanyal	10,157 (1.6% of total votes)

# MUMBAI-SOUTH

## Mumbai South Assemblies

182 - Worli

183 - Shivadi

184 - Byculla

185 - Malabar Hill

186 - Mumbadevi

187 - Colaba



2004

PARTY	CANDIDATE	VOTES
1. INC	Milind Murli Deora	1,37,956 (50.3% of total votes)
2. BJP	Jayawantiben Mehta	1,27,710 (46.5% of total votes)
3. SAMAJWADI PARTY	Adv. Amin Solkar	3,957 (1.4% of total votes)
4. BAHUJAN SAMAJ PARTY	Aziz Lalani	1,701 (0.6% of total votes)
5. JHARKHAND PARTY	Suhail Dil Nawaz	1,693 (0.6% of total votes)



# MUMBAI-SOUTH

## Mumbai South Assemblies

182 - Worli

183 - Shivadi

184 - Byculla

185 - Malabar Hill

186 - Mumbadevi

187 - Colaba



1999

PARTY	CANDIDATE	VOTES
1. BJP	Jayawanti Mehta	1,44,945 (47.8% of total votes)
2. INC	Murli Deora	1,34,702 (44.4% of total votes)
3. SAMAJWADI PARTY	Aziz Lalani	19,128 (6.3% of total votes)
4. INDEPENDENT PARTY	Vyas Ramesh Bajrangpal	2,441 (0.8% of total votes)
5. INDEPENDENT PARTY	Qureshi Mohomed Rais	1,783 (0.6% of total votes)

# MUMBAI-SOUTH CENTRAL

172 - Anushakti Nagar

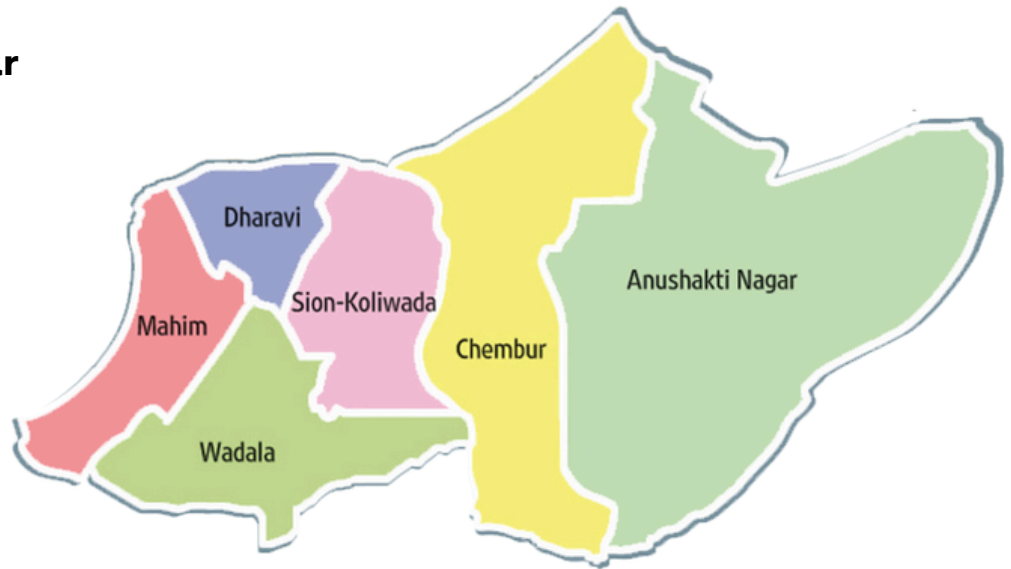
173 - Chembur

178 - Dharavi

179 - Sion Koliwada

180 - Wadala

181 - Mahim



2019

PARTY	CANDIDATES	VOTES
1. Shiv Sena	Rahul Ramesh Shewale	424,913(53.3% of total votes)
2. Indian National Congress	Ek Nath Gaikwad	272,774 (34.2% of total votes)
3. Vanchit Bahujan Aaghadi	Bhosale Sanjay Sushil	63,412 (8% of total votes)
4. NOTA	NOTA	13,834 (1.7% of total votes)
5. Bahujan Samaj Party	Ahmed Shakil Sagir Ahmed Shaikh	8,635(1.1% of total votes)

# MUMBAI-SOUTH CENTRAL

172 - Anushakti Nagar

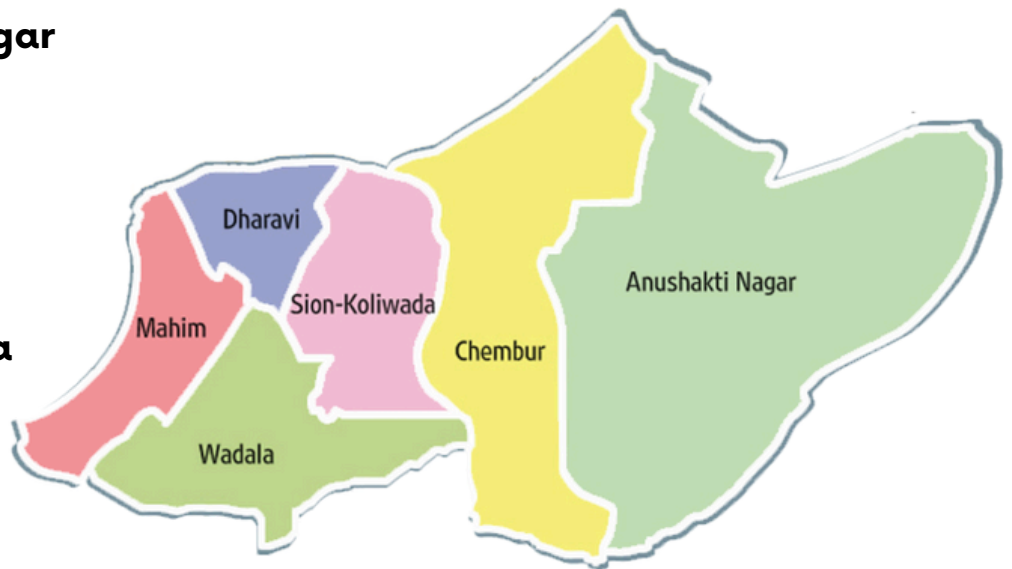
173 - Chembur

178 - Dharavi

179 - Sion Koliwada

180 - Wadala

181 - Mahim



2014

PARTY	CANDIDATES	VOTES
1. Shiv Sena	Rahul Ramesh Shewale	3,81,275 (49.6% of total votes)
2. Indian National Congress	Eknath Gaikwad	2,42,933 (31.6% of total votes)
3. Maharashtra Navnirman Sena	Aditya Rajan Shirodkar	73,113 (9.5% of total votes)
4. Aam Aadmi Party	Sundar Balakrishnan	27,715 (3.6% of total votes)
5. Bahujan Samaj Party	Adv. Aiyar Ganesh	14,762 (1.9% of total votes)
6. NOTA	NOTA	9,580 (1.2% of all votes)

# MUMBAI-SOUTH CENTRAL

172 - Anushakti Nagar

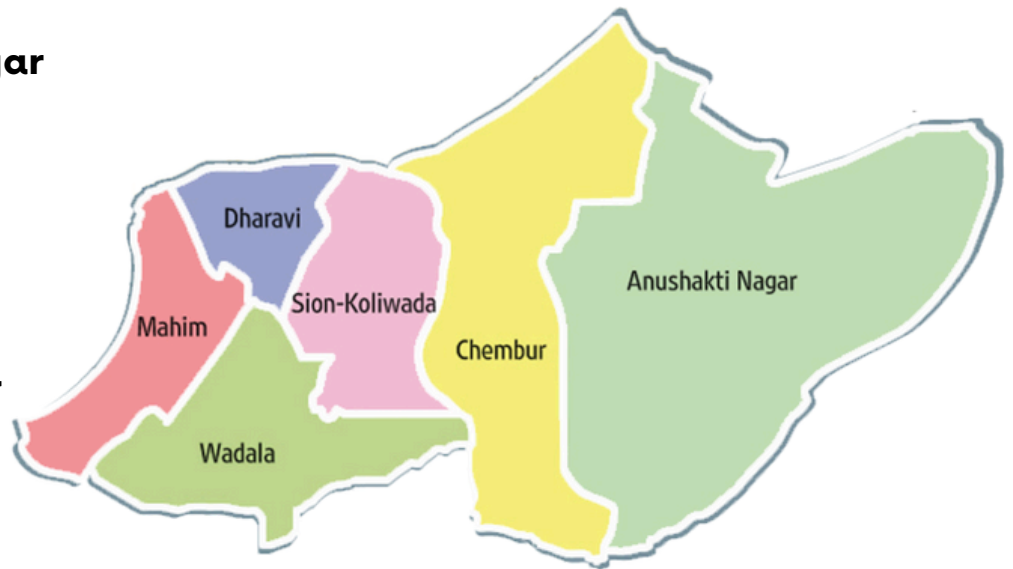
173 - Chembur

178 - Dharavi

179 - Sion Koliwada

180 - Wadala

181 - Mahim



2009

PARTY	CANDIDATES	VOTES
1. Indian National Congress	Ek Nath Gaikwad	2,57,523 (43% of total votes)
2. Shiv Sena	Suresh Anant Gambhir	1,81,817 (30.4% of total votes)
3. Maharashtra Navnirman Sena	Shweta Vivek Parulkar	1,08,341 (18.1% of total votes)
4. Bahujan Samaj Party	Barve Pravin Ramchandra	18,427 (3.1% of total votes)
5. Prabuddha Republican Party	Rajendra Ganpat Jadhav	5,986 (1% of total votes)

# MUMBAI-SOUTH CENTRAL

172 - Anushakti Nagar

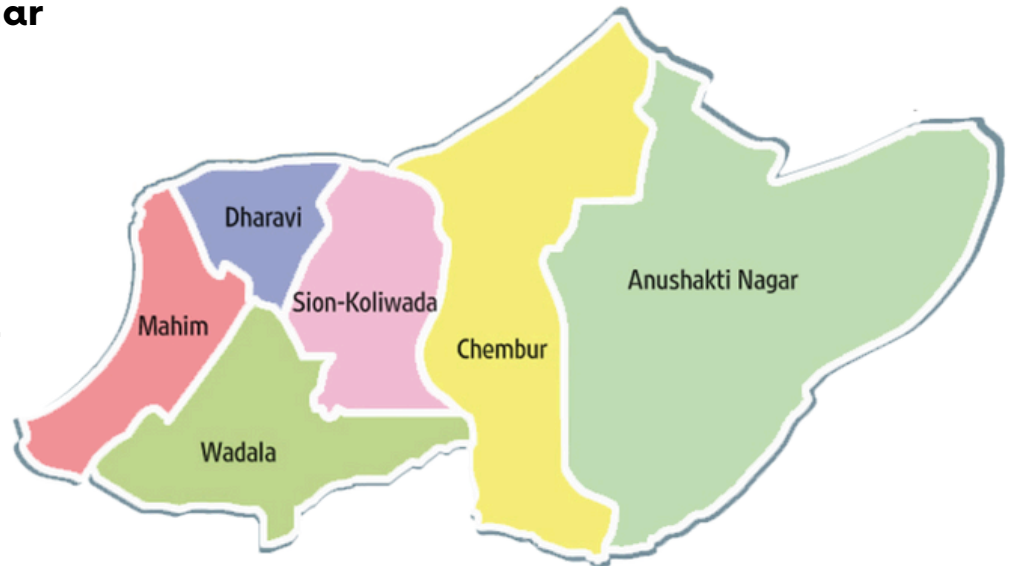
173 - Chembur

178 - Dharavi

179 - Sion Koliwada

180 - Wadala

181 - Mahim



2004

PARTY	CANDIDATES	VOTES
1. Shiv Sena	Mohan Rawale	1,28,536 (36.9% of total votes)
2. Nationalist Congress	Ahir Sachin	1,06,348 (30.6% of total votes)
3. Akhil Bharitya Sena	Arun Gulab Gawli Alies Dady	92,210(26.5% of total votes)
4. Samajwadi Party	T. K. Choudhary	10,104(2.9% of total votes)
5. Bahujan Samaj Party	Abdul Malik Choudhry	4,690 (1.3% of total votes)

# MUMBAI-SOUTH CENTRAL

172 - Anushakti Nagar

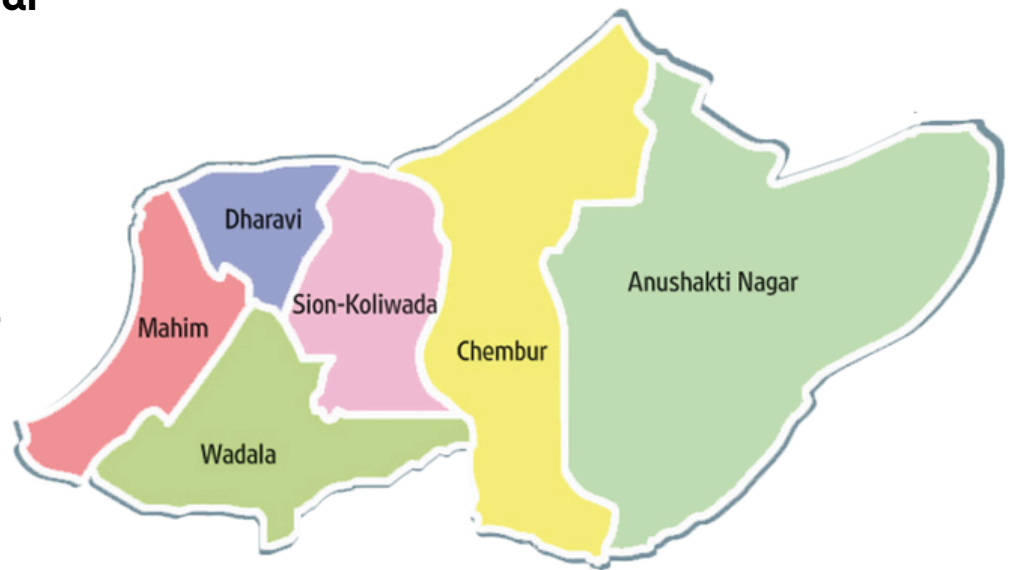
173 - Chembur

178 - Dharavi

179 - Sion Koliwada

180 - Wadala

181 - Mahim



1999

PARTY	CANDIDATES	VOTES
1. Shiv Sena	Mohan Rawale	1,76,323 (48% of total votes)
2. Samajwadi Party	Majeed Memon	97,287 (26.5% of total votes)
3. Bharipa Bahujan Mahasangh	Dada Samant	77,747 (21.2% of total votes)
4. Independent	P.K. Gaikwad	16,248 (4.4% of total votes)

# MUMBAI-NORTH

162-Malad

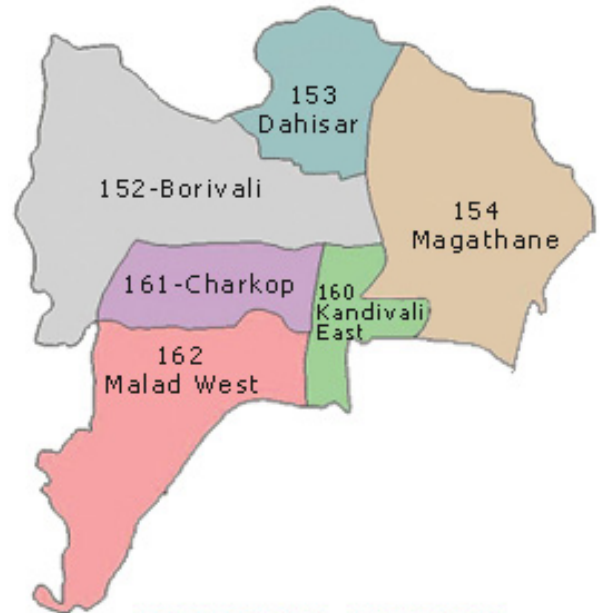
161-Charkop

160-Kandivali

154-Magathane

153-Dahisar

152-Borivali



2019

MUMBAI NORTH

PARTY	CANDIDATES	VOTE
1. Bharatiya Janta Party	Gopal Shetty	706,678 (71.4% of the total votes)
2. Indian National Congress	Urmila Matondkar	241,431 (24.4% of the total votes)
3. Vanchit Bahujan Aaghadi	Thorat Sunil Uttamrao	15,691 (1.6% of the total votes)
4. NOTA	NOTA	11,966 (1.21% of the total votes)
5. Bahujan Samaj Party	Manojkumar Jayprakash Singh	3,925 (0.4% of the total votes)
6. Independent	B.K. Gadhavi	1,393 (0.1% of the total votes)



# MUMBAI-NORTH

162-Malad

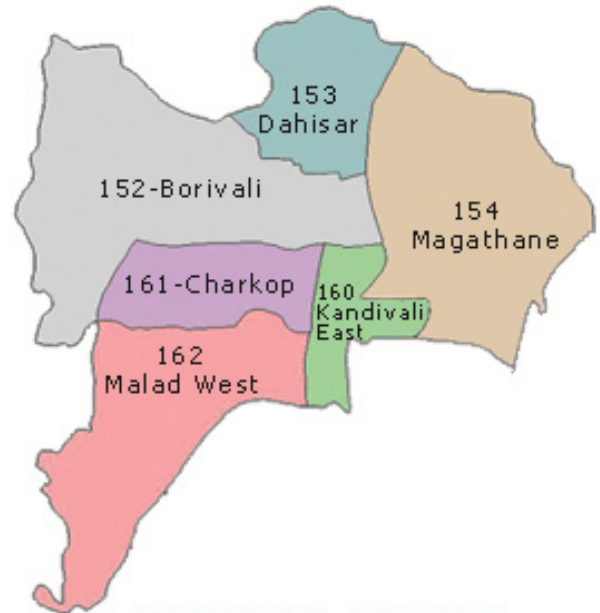
161-Charkop

160-Kandivali

154-Magathane

153-Dahisar

152-Borivali



2014

MUMBAI NORTH

PARTY	CANDIDATES	VOTE
1. Bharatiya Janta Party	Gopal Shetty	664,004 (70.1% of the total votes)
2. Indian National Congress	Sanjay Brijkishorlal Nirupam	217,422 (23% of the total votes)
3. Aam Aadmi Party	Satish Parasmal Jain	32,364 (3.4% of the total votes)
4. NOTA	NOTA	8,758 (0.9% of the total votes)
5. Samajwadi Party	Yadav Kamlesh Shobhnath	5,506 (0.6% of the total votes)
6. Bahujan Samaj Party	Singh Ashok Chandrapal	5,438 (0.6% of the total votes)

# MUMBAI-NORTH

---

162-Malad

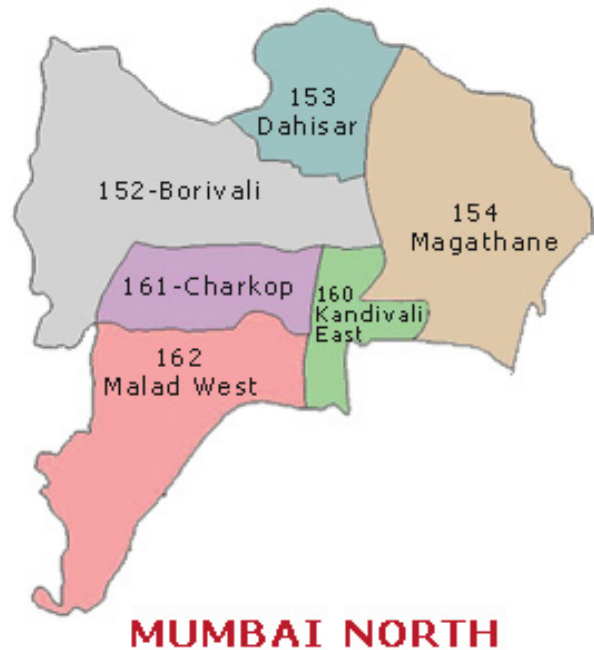
161-Charkop

160-Kandivali

154-Magathane

153-Dahisar

152-Borivali



2009

PARTY	CANDIDATES	VOTE
1. Indian National Congress	Sanjay Brijkishorlal Nirupam	255,157 (37.2% of the total votes)
2. Bharatiya Janta Party	Ram Naik	249,378 (36.4% of the total votes)
3. MNS	Parkar Shirish Laxman	147,502 (21.5% of the total votes)
4. Bahujan Samaj Party	Lakhmendra Khurana	7,203 (1.1% of the total votes)
5. Samajwadi Party	Usman Thim	5,315 (0.8% of the total votes)

# MUMBAI-NORTH

---

162-Malad

161-Charkop

160-Kandivali

154-Magathane

153-Dahisar

152-Borivali



2004

PARTY	CANDIDATES	VOTE
1. Indian National Congress	Govinda	559,763 (50.0% of the total votes)
2. Bharatiya Janta Party	Ram Naik	511,492 (45.7% of the total votes)
3. Independent	Vidya Chavan	14,183 (1.3% of the total votes)
4. Bahujan Samaj Party	Akhilleshwar Nandlal Choubey	9,313 (0.8% of the total votes)
5. Independent	Shyam Tipanna Kurhade	7,216 (0.6% of the total votes)

# MUMBAI-NORTH

162-Malad

161-Charkop

160-Kandivali

154-Magathane

153-Dahisar

152-Borivali



PARTY	CANDIDATES	VOTES
1. Indian National Congress	Ram Naik	517,941 (56.4% of the total votes)
2. Independent	Chandrakant Gosalia	363,805 (39.6% of the total votes)
3. Independent	Darnodar Janardan Tandel	25,132 (2.7% of the total votes)
4. Independent	Dabhade Dipak Pandurang	7,459 (0.8% of the total votes)
5. The Humanist Party of India	Humanist Parimal Merchant	4,192 (0.5% of the total votes)

# MUMBAI-NORTH CENTRAL

167- Vile Parle

168- Chandivali

174- Kurla (SC)

175- Kalina

176- Vandre East

178- Vandre West



2019

PARTY	CANDIDATE	VOTES
1. Bharatiya Janata Party	Poonam Mahajan	4,86,672 (54% of the total votes)
2. Indian National Congress	Dutt Priya Sunil	3,56,667 (39.6% of the total votes)
3. Vanchit Bahujan Aaghadi	Abdur Rehman Anjaria	33,703 (3.7% of the total votes)
4. NOTA	NOTA	10,669 (1.2% of the total votes)
5. Bahujan Samaj Party	Imran Mustafa Khan	4,195 (0.5% of the total votes)
6. Independent	Mohd. Yahiya Siddique	1,073 (0.1% of the total votes)

<https://old.eci.gov.in/files/file/13539-33-constituency-wise-detailed-result/>

# MUMBAI-NORTH CENTRAL

167- Vile Parle

168- Chandivali

174- Kurla (SC)

175- Kalina

176- Vandre East

178- Vandre West



2014

PARTY	CANDIDATE	VOTES
1. Bharatiya Janata Party	Poonam Mahajan	4,78,535 (56.6% of the total votes)
2. Indian National Congress	Dutt Priya Sunil	2,91,764 (34.5% of the total votes)
3. Aam Aadmi Party	Phiroze Palkhivala	34,824 (4.1% of the total votes)
4. Bahujan Samaj Party	Shinde Anand Vyankatrao	10,128 (1.2% of the total votes)
5. Samajwadi Party	Abu Farhan Azmi	9,873 (1.2% of the total votes)
6. NOTA	NOTA	6,937 (0.8%)

# MUMBAI-NORTH CENTRAL

167- Vile Parle

168- Chandivali

174- Kurla (SC)

175- Kalina

176- Vandre East

178- Vandre West



2009

PARTY	CANDIDATE	VOTES
1. Indian National Congress	Dutt Priya Sunil	3,19,352 (48% of the total votes)
2. Bharatiya Janata Party	Mahesh Ram Jethmalani	1,44,797 (21.8% of the total votes)
3. Maharashtra Navnirman Sena	Shilpa Atul Sarpotdar	1,32,546 (19.9% of the total votes)
4. Bahujan Samaj Party	Ebrahim Shaikh	43,425 (6.5% of the total votes)
5. Rashtriya Samaj Paksha	Surekha Pevekar	7,085 (1% of the total votes)

# MUMBAI-NORTH CENTRAL

---

167- Vile Parle

168- Chandivli

174- Kurla (SC)

175- Kalina

176- Vandre East

178- Vandre West



2004

PARTY	CANDIDATE	VOTES
1. Indian National Congress	Eknath M. Gaikwad	2,56,282 (49.8% of the total votes)
2. Shiv Sena	Manohar Gajanan Joshi	2,42,953 (47.2% of the total votes)
3. Bahujan Samaj Party	Jaswar Satyaram Ballikaran	7,292 (1.4% of the total votes)
4. Independent	Shaikh Samad Abdul Salam	3,475 (0.7% of the total votes)
5. National Loktantrik Party	Khan Akram Ali	2,404 (0.5% of the total votes)



# MUMBAI-NORTH CENTRAL

167- Vile Parle

168- Chandivali

174- Kurla (SC)

175- Kalina

176- Vandre East

178- Vandre West



1999

PARTY	CANDIDATE	VOTES
1. Shiv Sena	Manohar Gajanan Joshi	2,94,935 (55.8% of the total votes)
2. Bharipa Bahujan Mahasangh	Raja Dhale	1,25,940 (23.8% of the total votes)
3. Independent	Advocate B C Kamble	56,684 (10.7% of the total votes)
4. Indian Union Muslim League	Shaikh Mohammad Faruque	17,454 (3.3% of the total votes)
5. Independent	Pande Sureshchandra	10,549 (2% of the total votes)

# MUMBAI-NORTH EAST

155 - Mulund

156 - Vikhroli

157 - Bhandup West

169 - Ghatkopar West

170 - Ghatkopar East

171 - Mankhurd Shivaji Nagar



2019

PARTY	CANDIDATES	VOTES
1. Bharatiya Janta Party	Manoj Kotak	514,599 (56.6% of the total votes)
2. Nationalist Congress Party	Patil Sanjay Dina	288,113 (31.7% of the total votes)
3. Vanchit Bahujan Aaghadi	Niharika Prakashchandra Khondalay	68,239 (7.5% of the total votes)
4. NOTA	NOTA	12,466 (1.4% of the total votes)
5. Bahujan Samaj Party	Sanjay Chandrabahadur Singh (Kunwar)	7,777 (0.9% of the total votes)
6. Independent	Shahajirao Dhondiba Thorat	2,063 (0.2% of the total votes)

<https://old.eci.gov.in/files/file/13539-33-constituency-wise-detailed-result/>

# MUMBAI-NORTH EAST

155 - Mulund

156 - Vikhroli

157 - Bhandup West

169 - Ghatkopar West

170 - Ghatkopar East

171 - Mankhurd Shivaji Nagar



2014

	PARTY	CANDIDATES	VOTES
1.	Bharatiya Janta Party	Kirit Somaiya	525,285 (61% of the total votes)
2.	Nationalist Congress Party	Sanjay Dina Patil	208,163 (24.2% of the total votes)
3.	Aam Aadmi Party	Medha Patkar	76,451 (8.9% of the total votes)
4.	Bahujan Samaj Party	Matchindra Hanumantrao Chate	17,427 (2% of the total votes)
5.	Bharipa Bahujan Mahasangh	Prof. Avinash Dolas	8,833 (1% of the total votes)
6.	NOTA	NOTA	7,144 (0.8% of the total votes)

<https://old.eci.gov.in/files/file/2785-constituency-wise-detailed-result/>

# MUMBAI-NORTH EAST

155 - Mulund

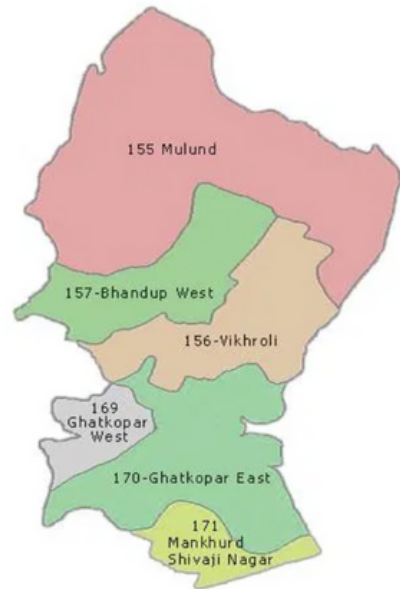
156 - Vikhroli

157 - Bhandup West

169 - Ghatkopar West

170 - Ghatkopar East

171 - Mankhurd Shivaji Nagar



2009

PARTY	CANDIDATES	VOTES
1. Nationalist Congress Party	Sanjay Dina Patil	213,505 (32% of the total votes)
2. Bharatiya Janta Party	Kirit Somaiya	210,572 (31.5% of the total votes)
3. MNS	Shishir Shinde	195,148 (29.2% of the total votes)
4. Bahujan Samaj Party	Ashok Chandrapal Singh	24,934 (3.7% of the total votes)
5. Bharipa Bahujan Mahasangh	Kokare Sanjay Dhaku	5,612 (0.8% of the total votes)

<https://old.eci.gov.in/files/file/2857-constituency-wise-detailed-result/>

# MUMBAI-NORTH EAST

155 - Mulund

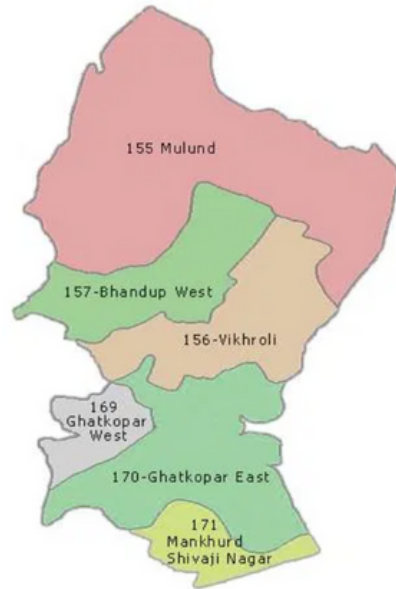
156 - Vikhroli

157 - Bhandup West

169 - Ghatkopar West

170 - Ghatkopar East

171 - Mankhurd Shivaji Nagar



2004

PARTY	CANDIDATES	VOTES
1. INC	Ad. Kamat Gurudas Vasant	4,93,4920 (53.3% of the total votes)
2. Bharatiya Janta Party	Kirit Somaiya	3,94,020 (42.5% of the total votes)
3. Bahujan Samaj Party	Dr. Sunil Tukaram Torne	9,422 (1% of the total votes)
4. Bharipa Bahujan Mahasangh	Raja Dhale	9,159 (1% of the total votes)
5. Independent	Shahaji Dhondiba Thorat	7,208 (0.8% of the total votes)

# MUMBAI-NORTH EAST

155 - Mulund

156 - Vikhroli

157 - Bhandup West

169 - Ghatkopar West

170 - Ghatkopar East

171 - Mankhurd Shivaji Nagar



1999

PARTY	CANDIDATES	VOTES
1. Bharatiya Janta Party	Kirit Somaiya	4,00,436 (43.1% of the total votes)
2. INC	Ad. Kamat Gurudas Vasant	3,93,160 (42.3% of the total votes)
3. Nationalist Congress Party	Dr Rammanohar Tripathi	1,02,513 (11% of the total votes)
4. Independent	Dattatray Bhojaraj Waghmare	13,406 (1.4% of the total votes)
5. Bahujan Samaj Party	Sayyad Shamim Jaffry	8,501 (0.9% of the total votes)



# MUMBAI-NORTH WEST

158 - Jogeshwari East

159 - Dindoshi

163 - Goregaon

164 - Varsova

165 - Andheri West

166 - Andheri East



2019

PARTY	CANDIDATES	VOTE
1. Shiv Sena	Gajanan Kirtikar	5,70,063 ( 60.6% of the total votes)
2. Indian National Congress	Sanjay Nirupam	3,09,735 ( 32.9% of the total votes)
3. Vanchit Bahujan Aaghadi	Suresh Sundar Shetty	23,422 ( 2.5% of the total votes)
4. NOTA	NOTA	18,225 (1.94% of the total votes)
5. Samajwadi Party	Subash Passi	5,850 ( 0.6% of the total votes)
6. Jan Adhikar Party	Ajay Kailash Dubey	2,083 (0.2% of the total votes)

# MUMBAI-NORTH WEST

158 - Jogeshwari East

159 - Dindoshi

163 - Goregaon

164 - Varsova

165 - Andheri West

166 - Andheri East



2014

PARTY	CANDIDATES	VOTE
1. Shiv Sena	Gajanan Kirtikar	4,64,820 ( 51.9% of the total votes)
2. Indian National Congress	Kamat Gurudas Vasant	2,81,792 (31.5% of the total votes)
3. Maharashtra Navnirman Sena	Mahesh Waman Manjrekar	66,088 (7.4% of the total votes)
4. Aam Aadmi Party	Mayank Ramesh Gandhi	51,860 (5.8% of the total votes)
5. NOTA	NOTA	11,009 (1.2% of the total votes)
6. Bahujan Samaj Party	Bhole Pushpa Milind	10,275(1.1% of the total votes)

<https://old.eci.gov.in/files/file/2785-constituency-wise-detailed-result/>

# MUMBAI-NORTH WEST

158 - Jogeshwari East

159 - Dindoshi

163 - Goregaon

164 - Varsova

165 - Andheri West

166 - Andheri East



2009

	PARTY	CANDIDATES	VOTES
1.	Indian National Congress	Kamat Gurudas Vasant	253,920 (35.9% of the total votes)
2.	Shiv Sena	Gajanan Kirtikar	2,15,533(30.5% of the total votes)
3.	Maharashtra Navnirman Sena	Thakare Shalini Jitendra	1,24,000(17.5% of the total votes)
4.	Samajwadi Party	Abu Asim Azmi	84,412(11.9% of the total votes)
5.	Bahujan Samaj Party	Athar Siddiqui	9,723(1.4% of the total votes)

# MUMBAI-NORTH WEST

158 - Jogeshwari East

159 - Dindoshi

163 - Goregaon

164 - Varsova

165 - Andheri West

166 - Andheri East



2004

PARTY	CANDIDATES	VOTES
1. Indian National Congress	Sunil Dutt	3,85,755 (51.6% of the total votes)
2. Shiv Sena	Sanjay Nirupam	3,38,397 (45.3% of the total votes)
3. Bahujan Samaj Party	Ismail Makwana	6,867 ( 0.9% of the total votes)
4. Independent	Shekhar Vaishnav	4,019 ( 0.5% of the total votes)
5. Lok Rajya Party	Khare Jayawant Mahadev	2,851 (0.4% of the total votes)

<https://old.eci.gov.in/files/file/4126-general-election-2004-vol-i-ii-iii/>

# MUMBAI-NORTH WEST

158 - Jogeshwari East

159 - Dindoshi

163 - Goregaon

164 - Varsova

165 - Andheri West

166 - Andheri East



1999

PARTY	CANDIDATES	VOTES
1. Indian National Congress	Sunil Dutt	3,66,669 ( 52.4% of the total votes)
2. Shiv Sena	Madhukar Sirpotdar	281,130 ( 40.1% of the total votes)
3. Nationalist Congress Party	Ramesh Dube	41,947 (5.9% of the total votes)
4. Independent	Maqwana Ismail Mohammed	4,146 (0.6% of the total votes)
5. Bahujan Samaj Party	Gaud Rajaram Matadin	3,355 (0.5% of the total votes)

# OUR SOURCES

---

- [PRS | Parliament Track | About Parliament | The Indian Parliament \(archive.org\)](#)
  - <https://www.jagranjosh.com/general-knowledge/distribution-of-lok-sabha-seats-in-indian-states-1473319549-1>
  - <https://sansad.in/poi/constituency-connect>
  - [Members of Parliament Local Area Development Scheme \(MPLADS\)](#)
  - [MPLADSGuidelines2023\\_English\\_.pdf](#)
  - [mplads.gov.in/mplads/AuthenticatedPages/Reports/Citizen/FinancialReport.aspx](http://mplads.gov.in/mplads/AuthenticatedPages/Reports/Citizen/FinancialReport.aspx)
  - [mplads.gov.in/mplads/AuthenticatedPages/Reports/Citizen/rptExpSummaryReportOLDFormat.aspx](http://mplads.gov.in/mplads/AuthenticatedPages/Reports/Citizen/rptExpSummaryReportOLDFormat.aspx)
  - [mplads.gov.in/mplads/AuthenticatedPages/Reports/Citizen/rptCMSStateWiseSummaryOfWork.aspx](http://mplads.gov.in/mplads/AuthenticatedPages/Reports/Citizen/rptCMSStateWiseSummaryOfWork.aspx)
  - <https://ceomadhyapradesh.nic.in/delimitation/AboutDel.pdf>
  - <https://ceomadhyapradesh.nic.in/delimitation/AboutDel.pdf>
  - [https://en.wikipedia.org/wiki/Delimitation\\_Commission\\_of\\_India#:~:text=Sikkim's%20legislative%20assembly\).-,2002,Supreme%20Court%20as%20its%20Chairperson.](https://en.wikipedia.org/wiki/Delimitation_Commission_of_India#:~:text=Sikkim's%20legislative%20assembly).-,2002,Supreme%20Court%20as%20its%20Chairperson.)
  - <https://economictimes.indiatimes.com/news/politics-and-nation/delimit-and-rule-one-mumbai-mp-will-move-to-the-suburbs/articleshow/2810878.cms>
  - <https://www.thehindu.com/news/national/understanding-the-delimitation-exercise-explained/article67819203.ece>
  - <https://www.telegraphindia.com/india/journey-of-old-parliament-building-since-its-inauguration-in-1927-by-vice-roy-lord-irwin/cid/1939877>
-